

TTV 678

Vario Automatic Scrubbers TTV 678 Ride-on Scrubber

With three adjustable scrubbing widths (26", 30" and 34") and onboard storage for two squeegees (30" and 40"), simply pull a pin and the brush deck automatically adjusts in or out to the right width for the job.

Key Features

- Fits through almost any door to handle jobs large or small
- Three sizes in one machine
- Fully adjustable flow rate from 0.25 gpm to 1 gpm
- 4 hours of run time powered by 6 maintenance-free gel batteries
- Easy change patented pop-on/pop-off brushes and pad drivers
- LED control panel provides continuous chemical, water flow, brush pressure and battery status
- Adjustable brush pressure and speed
- Prolonged battery life with low-voltage shutoff
- Proper chemical use with onboard dispensing system, allowing for 32:1, 64:1, 96:1 and 128:1 dilutions
- Tear-away squeegee with quick-release blades for easy cleaning
- Optional off aisle kit that can be stored on the machine



TTV 678

Gel Batteries:

- Safest, most dependable batteries on the market
- Longest-life batteries on the market
- Emit 1/40 of the hydrogen gas of wet lead acid batteries
- Spill-proof and can be charged anywhere


MODEL

TTV 678


Cleaning Path	26", 30", 34"	Maximum Gradient	11°
Pad or Brush Size	3" x 12"	Working Speed	0.3–4.3 mph
Solution/Recovery Tank	32 gal.	Vacuum Motor Power	24 V, 400 W
Chemical Capacity	1 gal.	Noise Level dB(A)	69 dB(A)
Chemical Mixture Rates	32:1, 64:1, 96:1, 128:1	Working Capacity (sq. ft./hr.)	40,200 - 52,500
Water Flow Rate	0.25, 0.5, 0.8, 1.0 gpm	Run Time	4 hours
Brush Pressure	160 lb max	Batteries (Gel)	6 x 12V, 100 Ahr.
Brush Speed	125–200 rpm	Weight (Including Batteries)	1,100 lb
Brush Motor	3 x 24 V, 400 W	Dimensions (LxWxH)	66" x 26" x 56"
Traction Motor	600 W		

One Size Fits All


26" / 650MM



30" / 750MM



34" / 850MM



*6 x 100 ah gel standard
batteries provide a run
time of 4 hours*



PRODUCTIVITY CHART / IN SQ. FT./HR.

TTV 678

26"

30"

34"

Working Capacity (sq. ft./hr.)

40,200

46,000

52,500



www.nacecare.com

✉ sales@nacecare.com

☎ 905.795.0122