



NACECARE

SOLUTIONS



PRODUCT CATALOG

Whether you need to clean a small, large or hard to reach space, NaceCare has the perfect solution for any scenario.

A full range of equipment including vacuums, floor scrubbers, interim and restorative carpet maintenance, sanitizing with vapour, disinfectant misters and hazardous soil recovery, NaceCare has the right machine for the job!

ABOUT US	1
NX300 CORDLESS RANGE OF PRODUCTS	2
VACUUMS.....	4
CANISTER VACUUMS	
ELECTRIC	7
BATTERY	9
BACKPACK VACUUMS	
ELECTRIC	11
BATTERY	11
WET/DRY VACUUMS.....	12
INDUSTRIAL VACUUMS	15
CERTIFICATIONS & PERFORMANCE.....	18
WARRANTY	19
FLOOR CARE	20
ULTRA-COMPACT/COMPACT SCRUBBERS	22
WALK-BEHIND SCRUBBERS.....	24
RIDE-ON SCRUBBERS	28
NU-ASSIST MAINTENANCE APP.....	30
FLOOR CLEANERS.....	32
MULTI-FLOOR CLEANERS.....	34
CARPET RESTORATIVE CARE	36
CARPET MAINTENANCE OVERVIEW.....	38
INTERIM/RESTORATIVE EXTRACTOR.....	40
SPOTTING EXTRACTORS	42
RESTORATIVE EXTRACTORS	43
MORE CLEANING SOLUTIONS.....	44
STEAMERS.....	46
SWEEPERS	46
DISINFECTANT MISTERS.....	47
PRESSURE WASHERS	47
ACCESSORIES	48
CARTS, HENRY HEPAFLO BAGS, BATTERIES.....	48

NaceCare Solutions has been providing the best commercial cleaning equipment solutions for over thirty years.

NaceCare's advanced technologies in vacuums, floor care and carpet care equipment all but guarantee professional results. All our equipment is designed with ease-of-use and leading edge ergonomics with the operator in mind while reducing labor costs. NaceCare's advantages include increased soil recovery, reduced energy costs, industry leading battery cycle life and market leading motor and battery warranties. Moreover, our equipment helps to leave buildings cleaner and healthier.



COMMERCIAL FACILITY MANAGEMENT & EDUCATION

With the highest performing equipment, we increase productivity, reducing costs and ultimately saving time and money. The NX network of equipment which is powered by an interchangeable 2,500 cycle battery makes asset management seamless and cost-effective.



HEALTHCARE & LONG-TERM CARE

From advanced critical filtration vacuums to vapour machines, disinfectant misters, carpet extractors and floor scrubbers, we have equipment solutions designed to keep Healthcare and LTC facilities pristine and hygienic.



HOSPITALITY

Whisper-quiet, high performing vacuums that keep rooms with carpet and hard floor immaculate. Ultra compact scrubbers to clean lobbies and food courts; and low-moisture carpet cleaners that leave carpets clean and dry within 30-minutes are just some of our solutions found in the most discerning properties.



INDUSTRIAL & HAZARDOUS ENVIRONMENTS

Our sturdy and reliable industrial cleaning equipment is designed for the toughest worksites. Our array of products includes, vacuums built to handle fine dust without clogging, Hepa filtration for remediation, continuous pumper vacs for floods, pressure washers, and much more.





NX300 CORDLESS RANGE OF PRODUCTS

Say Goodbye to Electrical Cords

WITH OUR CORDLESS RANGE OF PRODUCTS YOU CAN CLEAN ANYWHERE, WITHOUT THE WORRY OF CONSTANTLY TRIPPING OVER CORDS OR SEARCHING FOR ELECTRICAL OUTLETS.

Cordless products are ideal to make cleaning fast and easy. Our NX300 cordless products are lightweight, efficient, have long runtimes, and are ergonomically comfortable.

In addition to all the benefits of battery-operated equipment, we make going cordless simple with our NX300 battery pack, that has 2500 charge cycles, and can be used in all of our growing cordless range of products. With an 80% charge in just one hour, it keeps you cleaning efficiently.

We're sure that you will enjoy the convenience, safety, and power of the Professional Cordless range with reduced costs and lower maintenance from a single battery and charger system. Learn more about the NX300 battery in the accessory section of this catalog.

Learn more about the NX300 range of products at www.nacecare.com/nx300-procordless



VACUUMS

Perform Better, Built Better

NACECARE VACUUMS PERFORM BETTER BECAUSE THEY ARE BUILT BETTER.

Our energy efficient motors recover 20% more soil and use 40% less energy than 1200-watt vacuums on the market. Our vacuums are CRI approved and LEED-EB compliant.

All of our vacuums are designed to operate quietly (the lowest noise level in the industry) for less disruption during daytime cleaning and operator safety. Our superior filtration results in significantly improved indoor air quality for a cleaner, healthier building environment.

- Lightweight and Quiet
- Easy to Maneuver
- Cord or Battery Options
- Prolongs Life of Carpet*
- Ideal for All Surfaces and Above Floor Cleaning
- Saves Time & Money
- 2,000+ Hours of Motor Life - Over Double the Industry Standard

*Due to industry leading soil recovery percentage




OUR DRY CANISTER VACUUMS ARE SUPER QUIET, AND HAVE SUPERIOR PERFORMANCE.

With enhanced filtration, and motors that are engineered to last 2,000+ hours, our dry canister vacuums are super quiet and have superior performance. They reduce downtime, increase lifetime equipment ROI, and contribute to sustainability goals by keeping equipment out of landfills longer. All canister vacuum motors are backed by a 5-year warranty*.

All canister vacuums come standard with combination floor tools that move you seamlessly from carpet to hard floor to ensure the job gets done. Also available are kits for advanced productivity or specialty flooring.

*When used with NaceCare filter bags.

The electric PPR Series is our most popular and recognized models. Easy cord rewind and storage in the vacuum reduces trip hazards and makes storage a breeze. Our PPR vacuums come with quality stainless steel telescopic wands and accessory tools for above floor cleaning. The PPR models are made of durable polypropylene or structural foam tanks and come in 3 capacity sizes to tackle every job.




5-year Motor Warranty



PPR 240

The PPR 240 Henry is the world's most recognized canister vacuum and the choice of cleaning professionals everywhere.

Motor	680 W
Motor Life	2250 hrs.
Water Lift	100"
Airflow	120 cfm
Capacity	2.5 gal.
Filtration	0.3 micron @ 99.97% efficiency
Soil Recovery	84%
Weight	15 lbs
Noise Level	49 dB(A)
Working Capacity	6000 sq.ft./hr.
Power Cord	33"
Tank Construction	Polypropylene




5-year Motor Warranty



PPR 380

The PPR 380 model has a 4.5-gallon capacity for larger jobs and keeps you cleaning longer.

Motor	680 W
Motor Life	2250 hrs.
Water Lift	100"
Airflow	120 cfm
Capacity	4.5 gal.
Filtration	0.3 micron @ 99.97% efficiency
Soil Recovery	84%
Weight	18 lbs
Noise Level	49 dB(A)
Working Capacity	6000 sq.ft./hr.
Power Cord	33"
Tank Construction	Structural Foam



5-year Motor Warranty



PPR 390

The PPR 390 model provides maximum performance in a 4-gallon capacity with convenient storage caddy for optimum mobility and efficiency in facility cleaning.

Motor	680 W
Motor Life	2250 hrs.
Water Lift	100"
Airflow	120 cfm
Capacity	4 gal.
Filtration	0.3 micron @ 99.97% efficiency
Soil Recovery	84%
Weight	19 lbs
Noise Level	49 dB(A)
Working Capacity	6000 sq.ft./hr.
Power Cord	33"
Tank Construction	Structural Foam

The electric PSP Series offers all the same performance as the PPR Series, but at a value price and is still equipped with a stainless steel wand and a full suite of accessories for above the floor cleaning. Simple cord storage and the easily replaceable cord feature means there's no need for an electrician to replace electrical cords.



PSP 180

The PSP 180 James is the entry-level model in our value line. It has superior power and performance in a slightly smaller tank.

Motor	680 W
Motor Life	2250 hrs.
Water Lift	100"
Airflow	120 cfm
Capacity	2 gal.
Filtration	0.3 micron @ 98.6% efficiency
Soil Recovery	84%
Weight	13 lbs
Noise Level	49 dB(A)
Working Capacity	6000 sq.ft./hr.
Power Cord	33"
Tank Construction	Poly/Structural Foam

PSP 240

The PSP 240 model boasts a larger 2.5-gallon capacity and a bumper to aid stability and maneuverability. A 33' cord and excellent soil recovery make it an excellent choice for every budget.

Motor	680 W
Motor Life	2250 hrs.
Water Lift	100"
Airflow	120 cfm
Capacity	2.5 gal.
Filtration	0.3 micron @ 98.6% efficiency
Soil Recovery	84%
Weight	13 lbs
Noise Level	49 dB(A)
Working Capacity	6000 sq.ft./hr.
Power Cord	33"
Tank Construction	Poly/Structural Foam

PSP 380

The PSP 380 is the largest model in the series with a 4.5-gallon capacity to tackle the largest jobs while still weighing only 14 lbs.

Motor	680 W
Motor Life	2250 hrs.
Water Lift	100"
Airflow	120 cfm
Capacity	4.5 gal.
Filtration	0.3 micron @ 98.6% efficiency
Soil Recovery	84%
Weight	14 lbs
Noise Level	49 dB(A)
Working Capacity	6000 sq.ft./hr.
Power Cord	33"
Tank Construction	Poly/Structural Foam

Our new digital motors and long-lasting battery technology drive unbelievable performance and value across our battery line of vacuums. Our battery vacuums make cleaning quicker and easier thereby raising productivity levels, saving time and money.



LATITUDE™ NBV 240NX

Enjoy cordless cleaning with the NBV 240NX. Delivering up to 80 minutes of cordless freedom and a 40% increase in airflow and suction from a compact, convenient, and versatile design, the NBV 240NX is perfect for day cleaning and safe operation in public areas. It maximizes productivity with powerful and professional cleaning results.

Motor	350 W
Water Lift	82" Hi / 56" Lo
Airflow	75 cfm Hi / 48 cfm Lo
Capacity	2.5 gal.
Filtration	0.3 micron @ 99.97% efficiency
Soil Recovery	79%
Weight	18 lbs
Noise Level	49 dB(A)
Working Capacity	10000 sq.ft./hr.
Charge Time	1 hour - 80% / 2 hours -100%
Run Time	90 min Lo / 55 min Hi

LATITUDE™ NBV 290NX

The NBV 290NX is perfect for day cleaning and safe operation in public areas with maximum productivity. It comes equipped with a telescopic handle and storage caddy for optimum mobility and efficiency - making cleaning fast and easy.

Motor	350 W
Water Lift	82" Hi / 56" Lo
Airflow	75 cfm Hi / 48 cfm Lo
Capacity	3.5 gal.
Filtration	0.3 micron @ 99.97% efficiency
Soil Recovery	79%
Weight	23 lbs
Noise Level	49 dB(A)
Working Capacity	10000 sq.ft./hr.
Charge Time	1 hour - 80% / 2 hours -100%
Run Time	90 min Lo / 55 min Hi

BACKPACK VACUUMS

Mobility Matters



OUR BACKPACK VACUUMS MAKE CLEANING FAST, EASY, AND COMFORTABLE.

The harness adjusts to any height and the waistband positioned snugly around the hips removes the weight of the vacuum off the shoulders thereby delivering a super comfortable fit.

Both the electric and battery versions have a certified HEPA filtration option that filters down to 0.3 microns at 99.97% efficiency. Our HEPA filter cartridge captures and traps fine particles such as pollen, dust mites, bacteria, and pathogens – even asbestos, reducing the risk of recirculation of these particles back into the environment.



powered by the NX300 Pro Battery



5-year Motor Warranty



HEPA Filtration Certified



RSV 150/150H

The RSV 150 electric backpacks are compact, convenient, lightweight, and provide optimum user-comfort and performance while delivering exceptional productivity. They can clean any type of flooring, edges, and corners, as well as anything above the floor. They are designed to have superior suction, airflow, and overall power for faster cleaning and better results.

Motor	680 W
Motor Life	2250 hrs.
Water Lift	100"
Airflow	120 cfm
Capacity	6 qt.
Filtration	0.3 micron @ 99.97% efficiency (Certified HEPA on H model)
Soil Recovery	84%
Weight	12 lbs
Noise Level	52 dB(A)
Power Cord	50'



powered by the NX300 Pro Battery



5-year Motor Warranty



HEPA Filtration Certified



LATITUDE™ RBV 150NX/150NXH

Equipped with our new NX300 36V Battery Technology and 350W digital brushless motor, the RBV 150NX is engineered to deliver our most powerful cordless cleaning yet.

They deliver up to 90 minutes of cordless freedom, a 50% increase in airflow and suction, and maximum user comfort.

Being cordless, they are ideal for day cleaning and high-traffic areas.

Motor	350 W
Motor Life	2250 hrs.
Water Lift	82" Hi / 56" Lo
Airflow	75 cfm Hi / 48 cfm Lo
Capacity	6 qt.
Filtration	0.3 micron @ 99.97% efficiency (Certified HEPA on H model)
Soil Recovery	79%
Weight	15 lbs
Noise Level	49 dB(A)
Working Capacity	15000 sq.ft./hr.
Charge Time	1 hour - 80% / 2 hours -100%
Run Time	90 min Lo / 55 min Hi



WET/DRY VACUUMS

Clean Seamlessly

DESIGNED TO TACKLE SMALL COMMERCIAL SPILLS TO LARGE INDUSTRIAL FLOODING WHILE DELIVERING ON VERSATILITY, PERFORMANCE, AND RELIABILITY.

Designed and engineered to deal with the everyday cleaning to the most demanding cleaning challenges, our Wet/Dry Vacuum line delivers performance you can trust.

Every product within the Wet/Dry Range is designed to solve a cleaning challenge and tested to perform for the long haul in commercial environments. Units incorporate our ball float wet shutoff assembly - the ball rotates continually, staying clean and free from debris while preventing water from reaching the motor. All models are supplied with high-quality accessories, ensuring you have the right tool for the right cleaning task.

WET DRY VACUUMS



CVC 370

The CVC 370 Charles is an exceptional wet and dry cleaner that is totally without compromise - be it dust, dirt, spills, or unblocking sinks. Charles is the perfect machine for schools, automotive, and overall facility management.

Motor	1200 W, 1.6 Hp, 1100 hours
Water Lift	100"
Airflow	95 cfm
Capacity	4 gal.
Filtration	0.5 micron @ 98.6% efficiency
Weight	19 lbs
Noise Level	61 dB(A)
Power Cord	42'
Tank Construction	Polypropylene



CVC 570

The CV 570 is unique in that it comes equipped with a wet/dry combination filter allowing it to pick-up wet or dry without changing filters. This makes it the ideal vacuum for entryways, lobbies, job sites, schools and more. Made from durable structural foam, it has a 6-gallon capacity and a 42' cord to tackle every job.

Motor	1200 W, 1.6 Hp, 1100 hours
Water Lift	100"
Airflow	95 cfm
Capacity	6 gal.
Filtration	0.5 micron @ 98.6% efficiency
Weight	34 lbs
Noise Level	64 dB(A)
Power Cord	42'
Tank Construction	Structural Foam

WET DRY VACUUMS



WV/WVD 900

The Wet/Dry 900 vacuums are the industry standard for larger wet/dry units. The WV 900 comes equipped with a 1200-watt vacuum motor while the WVD is powered by 2x800 watt motor for jobs where more power is needed. Both units feature a unique tip and pour system for emptying the units when a floor drain isn't available. A 12-gallon capacity for larger jobs and an optional 29" front-mounted squeegee can be fitted for wide-area cleaning.



WV/WVD 1800DH/P

The Wet WV/WVD 1800DH and 1800P Pumper Vacuums are ideal for floods, water pipe ruptures, drain back-ups, and industrial spills.

Our Pumper Vacuums are not just big in capacity; they are equally as big in performance. The difference between the DH and P models is that the P models have a continuous pumping feature that continuously recovers and pumps liquid at a rate of 60 gallons per minute on a flat surface and 7 gallons per minute 22 feet in the air. They are made from durable structural foam and have 20-gallon capacities yet are light in weight.

	WV 900	WVD 900
Motor	1200 W	2x800 W
Water Lift	100"	90"
Airflow	95 cfm	180 cfm
Noise Level	64 dB(A)	67 dB(A)
Motor Life	1100 hours	
Capacity	12 gal.	
Tank Construction	Structural Foam	
Power Cord	42'	
Weight	44 lbs	49 lbs

	WV 1800		WVD 1800	
	DH	P	DH	P
Pump Power	n/a	500 W	n/a	500 W
Output / Type	n/a	60 gpm / centrifugal	n/a	60 gpm / centrifugal
Motor	1200 W		2x800 W	
Water Lift	100"		90"	
Airflow	95 cfm		180 cfm	
Noise Level	64 dB(A)		67 dB(A)	
Motor Life	1100 hours			
Capacity	20 gal.			
Tank Construction	Structural Foam			
Power Cord	42'			
Weight	81 lbs	85 lbs	86 lbs	90 lbs

INDUSTRIAL VACUUMS

Tackle Tough Worksites



DURABLE FOR THE TOUGHEST WORKSITES.

Our "Fine Dust" machines are all specially designed for use with concrete, dry wall, wood dust, as well as chimney soot; and just about any other fine non-explosive particulate that can harm the respiratory system.

Patented air flow technology design ensures a consistent uninterrupted flow of air regardless of how full the bag is while reducing the amount of dust in the air by over 99%.

Clean up is a breeze; simply lift the bag out of the tank, seal, and dispose. The self-sealing bag means no mess, no dust and less time and money spent cleaning up. A variety of models, including HEPA filtration units, ensure you have the right equipment for every job.



NVR 170H

The NVR 170H certified HEPA standards typically demanded in healthcare environments with filtration down to 0.3 microns at 99.97% efficiency. It is equipped with a certified HEPA filter cartridge, TriTex filtration system and high-efficiency HepaFlo filter bags.

The NVR 170H is engineered to clean, trap, and retain fine dust and pathogens during both vacuuming and emptying eliminating the risk of re-circulation and exposure to fine particles. Our HEPA filters are also designed for hazardous use – even asbestos.

Motor	680 W
Water Lift	100"
Airflow	120 cfm
Capacity	2.5 gal.
Filtration	0.3 micron @ 99.97% efficiency (Certified HEPA on H model)
Soil Recovery	84%
Weight	15 lbs
Working Capacity	6000 sq.ft./hr.
Noise Level	49 dB(A)
Power Cord	33'
Tank Construction	Polypropylene



TradeLine TEL 390

Working on-site is hard enough without worrying about all the fine dust involved. The TradeLine TEL 390 is engineered with a certified HEPA filter for advanced filtration of mixed dust and designed for use in the workshop or worksite. It is certified for asbestos and other hazardous dust recovery. The TradeLine is all-terrain ready with large rear wheels; a long-life 680W motor; greater cleaning-reach; and an optional storage caddy. With a high-efficiency powerhead, full accessory kit, and huge 4.8-gallon capacity, TradeLine is built for the tough stuff.

Motor	680 W
Water Lift	100"
Airflow	120 cfm
Capacity	4.5 gal.
Filtration	0.3 micron @ 99.97% efficiency (Certified HEPA on H model)
Soil Recovery	84%
Weight	18 lbs
Noise Level	49 dB(A)
Motor Life	2250+ hours
Power Cord	33'
Tank Construction	Structural Foam



NDD 900

The dual motor NDD 900 incorporates our patented Micro-Flo vacuum bags along with a Microtex filter as standard equipment ensuring optimum filtration. These machines are specially designed for use with concrete, drywall, and wood dust as well as chimney soot: and just about any other fine non-explosive particulate that can harm the respiratory system.

The NDD 900 meets OSHA regulations regarding silica crystalline recovery as a repairable dust (regulation 1910.1000.) A 12-gallon capacity, structural foam tank and 42' cord tackle the biggest jobs.

Motor	2 x 900 W, 2 stage BP
Water Lift	90"
Airflow	208 cfm
Capacity	12 gal.
Filtration	0.3 micron @ 99.97% efficiency
Weight	49 lbs
Noise Level	67 dB(A)
Motor Life	1100 hours
Power Cord	42'
Tank Construction	Structural Foam



NDD 900H

The NDD 900H has all the attributes of the NDD 900 with the added feature of a certified HEPA filter and chamber provides the critical filtration and added safety required in the recovery of asbestos and other hazardous particles to our largest fine dust vacuum.

Motor	2 x 900 W, 2 stage BP
Water Lift	90"
Airflow	208 cfm
Capacity	12 gal.
Filtration	0.3 micron @ 99.97% efficiency (Certified HEPA on H model)
Soil Recovery	84%
Weight	49 lbs
Noise Level	67 dB(A)
Motor Life	1100 hours
Power Cord	42'
Tank Construction	Structural Foam

CERTIFICATIONS AND PERFORMANCE

CRI and LEED-EB Compliant



NaceCare canister vacuums meet the stringent certification requirements for the Carpet and Rug Institute (CRI).

ALL PRODUCTS MEET ISO 14004 ENVIRONMENTAL MANAGEMENT SYSTEMS REQUIREMENTS.

		NBV240 / 290	RBV150	RBV 150H	PSP180/ 240/380	NVR170H	PPR240/380/390	RSV150	RSV150H	TEL390	NDD900	NDD900H
LEED-EB compliant	98.6% efficient at 0.5 microns with a noise level of less than 70 dB(A)	•	•	•	•	•	•	•	•	•	•	•
HEPA for non-hazardous	Safe for non-hazardous material pick-up. Improves IAQ by filtering 99.97% of particulates at 0.3 microns	•	•	•	•	•	•	•	•	•	•	•
Certified HEPA filtration for hazardous use	<ul style="list-style-type: none"> • Every unit is tested and certified • Sealed filter chamber • Meets European standard 3928 for hazardous material recovery 			•		•		•	•		•	
Uses recyclable or re-usable packaging	All packaging can be recycled or re-used	•	•	•	•	•	•	•	•	•	•	•
Reduced power consumption	Uses 40% less power				•	•	•	•	•	•		
CRI Approved (when used with Battery Powerhead)	This program tests for proper soil removal, filtration and carpet texture retention	•	•	•	•	•	•	•	•	•		
Motor Life	2,000+ hours				•	•	•	•	•	•		
Soil Recovery	84 % 79 %	•	•	•	•	•	•	•	•	•		

WARRANTY

We Give You Peace of Mind

OFFERING INDUSTRY LEADING WARRANTY COVERAGE ON ALL OUR PRODUCTS.

If a breakdown occurs due to manufacturer's defect, simply take the product to your authorized dealer for repair and we take care of the rest.

	CANISTER	BACKPACK	BATTERY	WET / DRY
Tank:	10 Years	10 Years	10 Years	10 Years
Motor:	5 Years	5 Years	5 Years	2 Years
Parts:	2 Years	2 Years	2 Years	2 Years
Labor:	2 Years	2 Years	2 Years	2 Years

Please ask your local NaceCare representative for our complete warranty document containing full details and exclusions.



FLOOR CARE

Consistent, Professional Clean

CLEANING IS A BIG RESPONSIBILITY.

We live in an era where we are compelled to do more with less yet provide higher quality results. Our scrubber line delivers consistent professional results in even the most demanding environments, with innovative, reliable, and cost-effective solutions driving increased productivity levels.

All our scrubbers are equipped with Nu-Assist App technology for support at your fingertips.



ULTRA-COMPACT AND COMPACT SCRUBBERS

Toss the Mop

TRADITIONAL MOPPING USED TO BE THE ONLY SOLUTION FOR SMALL, CONGESTED AREAS, NOT ANYMORE.

Our ultra-compact and compact scrubbers offer incredible cleaning in a compact, cordless, and convenient design. In one pass, they deliver clean, dry, safe, and streak-free floors in minutes.

As part of the NX range of cordless products, our ultra-compact and compact scrubbers use the one-fits-all 300NX battery and are equipped with our free Nu-Assist app for quick support.



powered by the NX300 Pro Battery



NUC 244NX

Specially designed to get into tight spaces, our NUC 244NX scrubber cleans, sucks up the dirty water, and dries all in one pass leaving floors safer, by reducing slips and falls; and looking cleaner by eliminating 95% of the dirt.

You'll reduce labor costs by 70% because the 244NX cleans 3 times faster than traditional mopping. The 244NX's better ease-of-use (Ergonomics) reduces musculoskeletal injuries/disorders. It also minimizes water usage – saving 80% in water costs. Using 80% less water keeps more in our ecosystems and more \$\$ in your budget.

Cleaning Path	18"
Brush Speed	140 rpm
Power	36 V (NX Battery)
Noise Level	68 dB(A)
Solution Tank	0.6 gal.
Recovery Tank	0.8 gal.
Working Capacity	Up to 7320 ft ² / tank (34 mins)
Run Time	Up to 80 mins
Charge Time	1 hour - 80% / 2 hours -100%
Weight	46 lbs
Dimensions (WxLxH)	20.5" x 18" x 47"



powered by the NX300 Pro Battery



TGB 516NX

With the cleaning performance of a much bigger machine, the TGB 516NX is ideal for cleaning tighter spaces and larger public areas. The innovative tank design is compact while still offering 5-gallon capacity for non-stop cleaning. The TGB 516NX delivers clean, dry, safe, and streak-free floors in minutes.

Cleaning Path	16"
Brush Motor	175 W
Power	36 V (NX Battery)
Capacity	5 gal.
Vacuum Motor	100 W
Noise Level	65 dB(A)
Run Time	60-80 mins
Charge Time	1 hour - 80% / 2 hours - 100%
Working Capacity	17,600 sq.ft./hr
Weight (with battery)	75 lbs



WALK-BEHIND SCRUBBERS

Walk, Guide, Clean

OUR WALK-BEHIND FLOOR SCRUBBERS ARE IDEAL FOR CLEANING MEDIUM TO LARGE AREAS.

They are easy to use, deliver fast, consistent cleaning and can work continuously for several hours. You get clean, dry and safe floors in minutes. These units are a popular choice for healthcare, hospitality, all levels of education, and government sectors.

Our battery units are powered with maintenance-free gel batteries, giving them prolonged battery life and onboard charging is standard so you can charge them anywhere. Their fully adjustable flow rate ensures the correct amount of water is available at all times. The control panel provides the operator with an hour meter, and battery status gauge. All units are equipped with tear-away squeegees and quick-release Serilor® blades for easy cleaning and excellent water recovery on all surfaces.



TT 516

Implementing efficient floor care practices with the right equipment can help reduce labor and overall cleaning costs. You'll get exceptionally good performance equal to bigger machines with our TT 516 TwinTec Electric 16" Pad Assist Scrubber. It's compact design allows for easy, effective, and efficient cleaning in tight, hard to reach spaces.

Cleaning Path	16"
Pad or Brush Size	16"
Solution/Recovery Tank	5 gal.
Brush Pressure	55 lbs
Brush Speed	150 rpm
Brush Motor	400 W
Vacuum Motor	400 W
Noise Level	67 dB(A)
Working Capacity	17600 sq. ft./hr.
Power Cord	65'
Weight	55 lbs
Dimensions (LxWxH)	18" x 18" x 34"



TT 1120

Our 20" Twintec Electric Scrubber is compact, effective, and very easy to operate with minimal training required. It is versatile with pad pressure that is sufficient for both scrubbing and stripping applications.

Compact and easy to use, the TT 1120 breaks down into sections for easy transport. It delivers exceptional cleaning power with 100" water lift and 95 cfm of airflow to quickly dry your floors while the semi-parabolic squeegee pivots to ensure excellent water recovery on turns.

The TT 1120 is ideal for use in industrial, commercial, and institutional facilities.

Cleaning Path	20"
Pad or Brush Size	20"
Solution/Recovery Tank	11 gal.
Brush Pressure	105 lbs
Brush Speed	180 rpm
Brush Motor	1000 W
Vacuum Motor	1200 W
Noise Level	67 dB(A)
Working Capacity	22000 sq. ft./hr.
Power Cord	65'
Weight	238 lbs
Dimensions (LxWxH)	37" x 22" x 43"



Patented flip-up head for easy pad changes



Patented flip-up head for easy pad changes



TGB/HGB 817

Our TGB 817 Pad Assist Scrubber offers the best of both worlds with compact design and full width cleaning capability. It is easy to transport and has a fully adjustable handle that provides proper ergonomics for the operator.

The TGB 817 has 8-gallon solution and recovery tanks, 2 – 70-amp gel batteries that provide 2-2.5 hours of runtime. You'll get clean, dry, and safe floors in minutes with our HGB 817 Pad Assist Scrubber. With all the benefits of our TGB 817, the HGB 817 has our iconic beloved Henry design, which is popular in schools, hospitals, and daycares.

Cleaning Path	17"	Solution/Recovery Tank	8 gal.
Pad or Brush Size	17"	Working Capacity	18700 sq.ft./hr.
Brush Pressure	64 lbs	Run Time	2-2.5 hours
Brush Speed	150 rpm	Batteries	2 x 12 V, 70 Ahr.
Brush Motor	24 V, 400 W	Weight (with battery)	198 lbs
Vacuum Motor Power	24 V, 400 W	Dimensions (WxLxH)	35" x 19" x 43"
Noise Level	67 dB(A)		

TGB 1120

The TGB 1120 TwinTec Pad Assist Scrubber comes with two maintenance free 100 Ahr. gel batteries with a low voltage shut-off. With 3 hours of run time it's great for cleaning hospitals, schools and commercial facilities. 75 lbs. of pad pressure ensures it can handle all types of cleaning while the patented flip-up head makes changing brushes or pads a breeze and it carries a 10-year warranty.

Operator comfort and ergonomics are ensured by the fully adjustable handle that provides the operator with an hour meter and battery status gauge.

Cleaning Path	20"	Solution/Recovery Tank	11 gal.
Pad or Brush Size	20"	Working Capacity	22000 sq.ft./hr.
Brush Pressure	75 lbs	Run Time	3-3.5 hours
Brush Speed	150 rpm	Batteries	2 x 12 V, 100 Ahr. (Gel)
Brush Motor	24 V, 300 W	Weight (with battery)	282 lbs
Vacuum Motor Power	24 V, 400 W	Dimensions (WxLxH)	37" x 22" x 43"
Noise Level	67 dB(A)		

TGB 1620/1620T

Our TGB 1620 Pad Assist and 1620T Traction Drive TwinTec Battery Scrubbers deliver powerful cleaning results with their 16-gallon capacity and a 20" cleaning path. They are built for larger areas while maintaining a compact design.

Both models come with 2 x 100 Ahr. maintenance free gel batteries, low voltage shut off and a built-in charger.

The 1620T model has added 250-watt traction power drive which is essential if inclines or ramps are involved.

Cleaning Path	20"	Working Speed (1620T only)	0.3-4.3 mph
Pad or Brush Size	20"	Noise Level	65 dB(A)
Brush Pressure	90 lbs max	Solution/Recovery Tank	16 gal.
Brush Speed	150 rpm	Working Capacity	22000 sq.ft./hr.
Brush Motor	24 V, 600 W	Run Time	3-3.5 hours
Vacuum Motor Power	24 V, 400 W	Batteries	2 x 100 Ahr. (Gel)
Traction Motor (1620T only)	24 V, 250 W	Weight (with battery)	393 lbs (1620) 424 lbs (1620T)
Maximum Gradient (1620T only)	11°	Dimensions (WxLxH)	57" x 22" x 43"

TGB 2228

The TGB 2228 is powered by 4x100 Ahr. gel batteries which provide 3.5 hours of run time for increased productivity. With a 28" cleaning path and traction drive that reaches speeds up to 4.3 mph, it has what's needed for those larger areas. The 110 lbs. of adjustable brush pressure and 22-gallon tank capacity provides the muscle to tackle the toughest jobs.

Cleaning Path	28"	Working Speed	0.3-4.3 mph
Pad or Brush Size	2" x 14"	Noise Level	68 dB(A)
Brush Pressure	110 lbs max	Solution/Recovery Tank	22.5 gal.
Brush Speed	150 rpm	Working Capacity	31000 sq.ft./hr.
Brush Motor	24 V, 600 W	Run Time	3.5 hours
Vacuum Motor Power	24 V, 600 W	Batteries	4 x 100 Ahr. (Gel)
Traction Motor	600 W	Weight (with battery)	580 lbs
Maximum Gradient	11°	Dimensions (WxLxH)	26" x 24" x 45"



RIDE-ON SCRUBBERS

Maximize Every Clean

OUR RIDE-ON SCRUBBERS ARE IDEAL IF YOU HAVE A LARGE FACILITY TO CLEAN.

For larger jobs, our ride-ons allow operators to make the most of every shift, covering large areas with minimal effort and greater ease. Both units provide cordless convenience with long runtimes using our maintenance free gel batteries.

Easy-to-use, our ride-on scrubbers have simple, color-coded operator controls and safety features which include an emergency stop button, and a hazard warning light, just to name a few.

RIDE-ON SCRUBBERS



TTV 678

Our TTV 678 is designed to provide long, simple, and reliable service with powerful and professional results, whatever the environment. It has three adjustable scrubbing widths (26", 30" and 34") – simply pull a pin and the brush deck automatically adjusts in or out to the right width for the job.

The fully adjustable water flow rate gives the user more control when cleaning. Other features include ground strip to prevent static build-up, and easy change patented pop-on/pop-off brushes and pad drivers.

Cleaning Path	26", 30", 34"
Pad or Brush Size	3 x 12"
Solution/Recovery Tank	32 gal.
Chemical Capacity	1 gal.
Chemical Mixture Rates	32:1, 64:1, 96:1, 128:1
Water Flow Rate	0.25, 0.5, 0.8, 1.0 gpm
Brush Pressure	160 lbs max
Brush Speed	125–200 rpm
Brush Motor	3 x 24V, 400 W
Traction Motor	600 W
Maximum Gradient	11°
Working Speed	0.3–4.3 mph
Vacuum Motor Power	24V, 400 W
Noise Level	69 dB(A)
Working Capacity	40200–52500 sq. ft./hr.
Run Time	4 hours
Batteries (Gel)	6 x 12V, 100 Ahr.
Weight (including batteries)	1100 lbs
Dimensions (LxWxH)	66" x 26" x 56"



TGB 2128

Our TGB 2128 will go into places where bigger machines are not suitable and anything smaller is just too small. It is easy and convenient, has onboard charging and fully sealed low maintenance gel batteries.

The TGB 2128 has the footprint and maneuverability of a walk-behind with the productivity of a ride-on. It has a compact design yet provides a long runtime, and a large 28" cleaning path.

Cleaning Path	28"
Pad or Brush Size	2 x 14"
Solution/Recovery Tank	21 gal.
Brush Pressure	70 lbs max
Brush Speed	150 rpm
Brush Motor	1 x 24 V, 600 W
Traction Motor	400 W
Maximum Gradient	11° (6 Degrees)
Working Speed	0.3–4.3 mph
Vacuum Motor Power	24V, 400 W
Noise Level	65 dB(A)
Working Capacity	43300 sq. ft./hr.
Run Time	3.5 hours
Batteries (Gel)	2 x 12 V, 100 Ahr.
Weight (including batteries)	484 lbs
Dimensions (LxWxH)	57" x 30" x 47"



NU-ASSIST MAINTENANCE APP

Increase Cleaning Productivity

THE BENEFIT OF ONLINE TRAINING, THROUGH A SIMPLE, VERSATILE, AND USER-FRIENDLY SOLUTION, RESULTING IN INCREASED CLEANING PERFORMANCE AND PRODUCTIVITY.

Providing training is not always straightforward and can be time-consuming, complex, and costly. Nu-Assist delivers multilingual training, troubleshooting and maintenance content, from one convenient App. Download the Free App at Google Play or the APP Store

Learn more at www.nacecare.com/nu-assist



FLOOR CLEANERS

Cleaner, More Inviting Spaces

KEEPING YOUR ESTABLISHMENT LOOKING CLEAN AND INVITING STARTS FROM THE GROUND UP.

A regular floor care program is essential for preserving the life of your flooring while maintaining the appearance of any facility. It protects against scuffs and scratches and prevents staining or discoloration. Properly maintained floors help ensure a space is clean, professional, and modern looking while making a great first impression.

Our floor machines help you maintain the beauty of your flooring. They are the smart choice for commercial and industrial use.



NA 20SS

The NA 20SS is designed for deep scrubbing and stripping with heavy-duty construction throughout. Weighing in at 96 lbs. it provides optimal pad pressure to get the job done.

Motor	1.5 HP, AC
Pad Size	20"
Brush Speed	175 rpm
Voltage	115 V, 60 hz
Capacity	4 gal. (optional)
Power Cord	50"
Weight	96 lbs



NA 20DS

Durable and versatile, our NA 20DS floor machine can handle a variety of your floor care needs. The low-speed 175 RPM setting is effective for scrubbing and stripping, while the higher-speed 300 RPM setting will buff your floors to a glossy shine. The NA 20DS is powerful and made with all-steel construction, a 1.5 hp DC rectified motor, and dual planetary gears.

Motor	1.5 HP, DC Rectified
Pad Size	20"
Brush Speed	175 rpm / 300 rpm
Voltage	115 V, 60 hz
Capacity	4 gal. (optional)
Power Cord	50"
Weight	108 lbs



NA 1520

Our NA 1520 is a high-speed floor machine designed to handle the toughest jobs most demanding jobs. The multi-grooved drive belt transmits the power and speed from the 1.5 HP motor to the floor pad for fast, effortless burnishing on a wide range of floor types.

Motor	1.5 HP, DC Rectified
Pad Size	20"
Brush Speed	1500 rpm
Voltage	115 V, 60 hz
Power Cord	50"
Weight	112 lbs



MULTI-FLOOR CLEANERS

Clean Anywhere

CLEAN VIRTUALLY ANY FLOOR SURFACE

From wall to wall and into the tightest corners, the Duplex 420 can be used in restoration or as an integral part of your daily maintenance program. Clean virtually any floor surface such as carpets, grouted ceramic, textured surfaces, rubberized floors and even sports turf. The DP 420 even cleans escalators with an additional kit.

For hard floor cleaning the Turbo Mop brings the versatility of battery power and a vacuum motor to the equation. Its lightweight and extremely maneuverable for use in kitchens, food courts and washrooms, just about anywhere that you see a mop and bucket being used.



DP 380

Powerful, lightweight, maneuverable, and easily transportable, the DP 380 Turbo Mop™ is the ideal compact scrubber for picking up dirt and debris in kitchens, food courts, washrooms and anywhere you would traditionally use a mop and bucket.

Solution Capacity	1 gal.
Recovery Capacity	1.5 gal.
Run Time	1 hr
Brush Speed	500 rpm
Brush Motor	36V, 200 W
Vacuum Motor	36V, 100 W
Charge Time	3.5 hr.
Weight	29 lbs
Working Capacity	1500 sq.ft./hr.



DP 420

The Duplex DP 420's remarkable performance results from 800,000 bristle brushes counter-rotating at 780 rpm, actively lifting dirt, water, and grime from the floor. Brush options include two grades of black brushes for regular or aggressive scrubbing, grey is the standard all-purpose brush, and yellow is for sensitive carpet areas. The DP 420 can even be used for carpet restoration when used in conjunction with hot water extraction.

Cleaning Path	14"
Solution Tank	1.6 gal.
Recovery Capacity	1 gal.
Brush Pressure	57 lbs
Brush Speed	780 rpm
Brush Motor	1000 W, 1.3 HP
Power Cord	35"
Weight	57 lbs
Working Capacity	2000 sq. ft./hr.



CARPET RESTORATIVE CARE

Professional Carpet Care

IMPROVED CARPET APPEARANCE AND CLEANLINESS THROUGHOUT YOUR FACILITY

Use the NaceCare system to incorporate proper Daily, Interim and Restorative Carpet Care to achieve the results you're really looking for. Prolong the life of your carpet while improving your Indoor Air Quality while increasing cleanliness throughout.

Proper vacuuming, carpet spotting low moisture interim cleaning and restorative extraction are all components in the system.



Daily Maintenance Vacuum and Spot Removal

Daily vacuuming is the single most effective and economical way to extend carpet life. It removes 90% of all dry and abrasive soil. Daily visual inspection also ensures spots are removed before they become stains.

Restorative Maintenance Hot Water Extraction (HWE)

Deep cleaning removes embedded dry soil, oily substances and any residue build-up that can damage fibers and reduce carpet life. Carpet appearance is restored by injecting water into the fibers, agitating them to loosen soil and extracting the soiled solution into a recovery tank. Pre-spray and extraction solution used should contain sustainable formulas with a pH factor under 9.

Interim Maintenance Encapsulation and Traffic Spotting

An effective program always includes pre-established cleaning frequencies with the goal of maintaining the highest possible level of appearance at the lowest overall cost between wet-extraction cleanings.

Low-moisture encapsulation is carpet mill recommended as it combines pile-lifting and interim cleaning into a single step thus saving time and labor.

A brush assisted walk behind or twin cylindrical brush machine performs both applications with carpets drying in 30-60 minutes.

CARPET MAINTENANCE OVERVIEW

Quality Care, Quality Products

NACECARE IS DEDICATED TO PROVIDING THE MOST COST-EFFECTIVE SOLUTIONS FOR MAINTAINING YOUR CARPET AND THE IMAGE OF YOUR FACILITY.

The starting point of any successful maintenance program is selecting quality products and systems that meet the performance and appearance requirements of your facility. A properly maintained carpet enhances a facility's appearance, improves indoor air quality and contributes to occupant satisfaction.

Proper maintenance also protects the capital investment by extending the carpet's life. The carpet mills and the Carpet & Rug Institute recommend three levels of cleaning activity with frequencies based on carpet type and traffic conditions.



AVB 9X

Our AVB 9X is well balanced and easy to use; the 16-inch brush ensures it can handle the toughest of jobs. The high-water lift motor provides excellent water recovery, and, in most cases, carpets dry in under an hour. The float shut off ensures water never reaches the vacuum motor, and the four-jet spray bar provides a consistent spray pattern with no streaking. With a sound level of only 60 dB(A) the AVB 9X can be used in even the most sensitive areas yet the fully adjustable water flow and powerful 1.8 hp motor allows for low moisture cleaning or full restoration cleaning.

Cleaning Path	16"
Vacuum Motor	1400 W, 1.8 HP, 2 stage
Water Lift	135"
Airflow	95 cfm
Capacity Sol. & Recovery Tanks	9 gal.
Pump Power	100 W
Pump Pressure	130 psi
Flow Rate	1.2 gpm
Noise Level	60 dB(A)
Working Capacity	2000 sq. ft./hr.
Power Cord	50'
Weight	49 lbs



AV 12QX

Our walk-behind AV 12QX preserves quality, appearance, and life of carpets. It is quiet and surprisingly lightweight making it easy to maneuver and transport. Designed to tackle heavy duty jobs, the AV 12QX is constructed of durable polyethylene and features a 130 psi pump, providing a flow rate up to 1.2 GPM. The powerful 1.8 hp, three-stage vacuum motor provides 135-inch water lift and 95 cfm of airflow. The spring-loaded vacuum shoe is adjustable, ensuring consistent pressure and pick-up on different carpet thicknesses and uneven floors. While great at cleaning carpets, the carpet shoe is easily substituted with an optional squeegee for cleaning hard floors.

Ideal for commercial cleaners and contractors; cleaning and maintenance crews: Its quiet operation is an excellent choice for hospitality and healthcare sectors. You'll find the AV 12QX perfect for both interim maintenance and restorative cleaning.

Cleaning Path	20"
Vacuum Motor	1400 W, 1.8 HP, 3 stage
Water Lift	135"
Airflow	95 cfm
Capacity Sol. & Recovery Tanks	12 gal.
Pump Power	100 W
Pump Pressure	130 psi
Flow Rate	1.2 gpm
Noise Level	60 dB(A)
Working Capacity	4000 sq. ft./hr.
Power Cord	50'
Weight	121 lbs



AVB 12QX

Cleaning carpets in commercial environments is always a challenge, however the AVB 12QX's encapsulation cleaning provides a fast-drying, low-moisture interim carpet cleaning or restorative deep cleaning method that cleans any type of carpet effectively without the need for extensive periods of downtime. It is an easy to operate and maneuver battery powered self-contained extractor with drive, a 20" cleaning path, 12-gallon solution, recovery tanks, and a production rate of 6,000 sq. ft. per hr.

At 60 decibels, it's great for daytime cleaning or cleaning noise sensitive areas. It's ideal for facilities such as casinos, hotels, convention centers, and airports.

The optional squeegee and brush change (if necessary) sets it up for hard floor cleaning, making the AVB 12QX the most versatile extractor on the market today.

Cleaning Path	20"
Vacuum Motor	850 W, 1 HP, 3 stage
Run Time	1.5 hrs. - Full Extraction / 6 hrs. - Encapsulation
Water Lift	100"
Airflow	95 cfm
Capacity Sol. & Recovery Tanks	12 gal.
Pump Power	100 W
Pump Pressure	130 psi
Flow Rate	1.2 gpm
Noise Level	60 dB(A)
Working Capacity	6000 sq. ft./hr.
Batteries	3 x 12V- 38 amp hr.
Weight (with batteries)	301 lbs



AV 18AX/SX

With large 18-gallon detachable tanks and a powerful drive motor, the auto driven AV 18AX propels itself and can tackle any large commercial job. Key features include rotationally molded polyethylene tanks, an easy access removable spray bar with twist off jets and a lock down vacuum shoe to always ensure consistent pressure on carpets and uneven floors.

The optional patented on-board "Smart Kit," can be used as an automatic pre-spray system with the chemical injected downstream so only water flows through it to prevent buildup.

Our manual AV 18SX has all the same features and capability as the AV 18AX with the exception that it is brush assist without drive. It cleans upwards of 4,000 sq. ft. per hour – nearly three times that of standard pull-back extractors and with less operator fatigue making the AV 18SX an outstanding choice.

	AV 18AX	AV 18SX
Cleaning Path	20"	
Motor	1400 W, 1.8 HP, 3 stage	
Water Lift	135"	
Airflow	95 cfm	
Capacity Sol. & Recovery Tanks	18 gal.	
Pump Power	100 W	
Pump Pressure	130 psi	
Flow Rate	1.2 gpm	
Noise Level	70 dB(A)	
Working Capacity	4000 sq. ft./hr.	
Power Cord	50'	
Weight	143 lbs	140 lbs



GVE 370

The GVE 370 (George), has a powerful 1.3 hp vacuum motor and two-year warranty. It is ideal for spotting, upholstery cleaning, and vehicle detailing. George provides excellent water recovery and won't over-wet fabrics. It has 100" of water lift, 95 cfm of airflow and a 30-psi pump. The 1.6-gallon recovery tank comes with a handy carrying handle for dumping. It is a true "all-in-one" machine for dry/wet vacuuming and spotting extraction.

Motor	1200 W, 1.6 HP, 2 stage
Water Lift	100"
Airflow	95 cfm
Capacity Sol. & Recovery Tanks	1.6 gal.
Pump Pressure	30 psi
Pump Power	30 W
Cleaning Path	4"
Weight	19 lbs
Power Cord	42'



AV 4X

The AV 4X is lightweight and easy to transport. It is ideal for small, carpeted areas such as lobbies and hallways. The AV 4X has an ergonomic adjustable handle and a twist grip solution control that provides 60 psi of solution. The 1.3 hp vacuum motor, with 100" of water lift and 106 cfm of airflow, provides excellent water recovery and the squeegee attachment on the vacuum shoe allows for hard floor cleaning.

Motor	1000 W, 1.3 HP, 2 stage
Water Lift	100"
Airflow	106 cfm
Capacity Sol. & Recovery Tanks	4 gal.
Pump Pressure	60 psi
Pump Power	70 W
Cleaning Path	11"
Weight	29 lbs
Power Cord	33'



TP 4X

The TP 4X is a high-performance box extractor carpet spotter with 120" of water lift, making it excellent for carpet spotting and upholstery cleaning. It has a 60-psi pump and comes with an 8' solution/vacuum hose and hand tool. An optional extraction wand and cart are also available for smaller carpeted areas. Detachable tanks enable easy transport between jobs and make it a favorite for contract cleaning and automotive detailing.

Motor	1500 W, 2 HP, 2 stage
Water Lift	120"
Airflow	106 cfm
Capacity Sol. & Recovery Tanks	4 gal.
Pump Pressure	60 psi
Pump Power	70 W
Cleaning Path	4"
Weight	27 lbs
Power Cord	33'



TP 8X

The TP 8X is a rugged two-piece roto-moulded polyethylene extractor with a powerful 2 Hp vacuum motor that provides excellent water recovery. The motor provides 120" water lift and 106 CFM of airflow. The TP 8X features a 130-psi pump and comes complete with a 20-foot vacuum and solution hose to tackle even the largest of jobs. It is lightweight and easy to transport as the upper and lower tanks detach into two separate units.

Motor	1500 W, 2HP, 2 stage
Water Lift	120"
Airflow	106 cfm
Capacity Sol. & Recovery Tanks	8 gal.
Pump Power	100 W
Pump Pressure	130 psi
Flow Rate	1.2 gpm
Noise Level	70 dB(A)
Working Capacity	800 sq. ft./hr.
Weight	49 lbs
Power Cord	33'



TP 18SX

The TP 18SX is equipped with a powerful 1.8 Hp 2-stage vacuum motor that provides 135" water lift and 95 CFM of airflow. It features a 130-psi diaphragm pump with bypass providing 1.1 GPM of flow. The large 18-gallon tanks enable it to tackle even the biggest commercial jobs, yet it is lightweight and easy to transport with the upper and lower tanks detaching into two separate units. It comes equipped with a 20' solution/recovery hose and 3-jet wand. An optional heater is also available.

Motor	1400 W, 1.8 HP, 3 stage
Water Lift	135"
Airflow	95 cfm
Capacity Sol. & Recovery Tanks	18 gal.
Pump Power	100 W
Pump Pressure	130 psi
Flow Rate	1.2 gpm
Noise Level	70 dB(A)
Working Capacity	800 sq. ft./hr.
Weight	92 lbs
Power Cord	33'



MORE CLEANING SOLUTIONS

Clean Beyond the Floor

NOW, MORE THAN EVER, KEEPING YOUR ENTIRE FACILITY CLEAN AND HYGIENIC IS CRITICAL.

NaceCare offers a range of solutions for every area of your facility's interior and exterior. Our sweeper and pressure washer help keep the parking lots, garbage, and grounds pristine and reduce the amount of dirt and germs that get tracked inside. Our chemical-free steamer machine and disinfectant mister quickly and effectively clean and sanitize kitchens, bathrooms, seating areas, frequently touched surfaces, and anything else you can think of that requires sanitizing.



JS1600C

You can ease the minds of your customers with chemical-free sanitizing when using our JS1600C Power Steamer.

The JS1600C Power Steamer is a super-heated (338° F) dry steam cleaning machine that vaporizes and kills bacteria from all types of surfaces and equipment. It also dissolves and emulsifies grease, mold, and grime build-up, leaving the area completely clean and sanitized.

It can be used as a complete solution for hygiene throughout the facility. It's also ideal for sanitizing kitchens, upholstery hotel beds, ambulances, wheelchairs, patient areas, and the tiles and grout in bathrooms and showers. You can also effectively clean floors with the optional "steam mop" and 33' hose. A cart is available as an option.

Boiler Size	0.3 gal.
Boiler Capacity	1 gal.
Water Reservoir	1 gal.
Heating Power	1500 W
Steam Temperature	338° F
Power Cord	8'
Total Power	1500 W, 120 V
Steam Pressure	115 psi
Weight	12 lbs



C 800

The perception that your facility is clean starts from the outside. Your facility could be regularly sanitized and cleaned, but debris at the exterior could give customers the impression of a dirty interior, undoing all your hard work. Perception is everything, so use our C 800 Push Sweeper for effortless sweeping to pick up dirt and small debris from exterior areas.

The C 800 is equipped with dual counter-rotating brushes for maximum pick-up and cleaning performance. Twin side brooms provide exceptional curb and edge pick-up and can be set in storage position when not in use. Its features include large wheels fitted with natural rubber tires, an easily removable waste bin and fold down handle for easy storage. The C 800 Push Sweeper is an ideal addition to your facility cleaning equipment.

Capacity	8 gal.
Working width (with 2 side brushes)	32"
Weight	41 lbs



TP 4X/4XB Mister

Misting is the most efficient and productive way to sanitize and disinfect both large and hard to reach areas. The electric TP 4X and battery TP 4XB Disinfectant Mister can be used with almost every disinfectant and is ideal for a quick and even application of disinfectant.

The Misters are perfect for almost every industry. They are equipped with a 4-gallon tank, 17' solution hose and a spray nozzle with two different size tips to accommodate different dwell times, and an optional 16" extension wand. The TP 4XB comes with a 1500C15 Metal Cart. The electric version has a 33' cord while the cordless model is powered by 2 x 12V batteries.

The TP 4X comes with an optional vacuum/solution hose and hand tool, turning this mister into an extractor. See it in the Carpet Spotting Extractor section of the catalog.

	4X	4XB
Vacuum Motor	1500 W, 2 HP, 2 stage	500 W, 2 stage
Nozzle Size GPM	.0025 / .01	
Water Flow GPM	.026 / .08	
Micron Size	80 / 100	
Solution Hose	17'	
Airflow	106 cfm	72 cfm
Water Lift	120"	51"
Bypass Pump: Pressure	60 psi	50 psi
Bypass Pump: Power	70 W	40 W
Battery Specifications	n/a	24V (2 X 12V, 33 Ah)
Run Time as a sprayer	n/a	12 hrs
Charge Time	n/a	6 hrs
Power Cord	33'	n/a
Capacity	4 + 4 gal.	
Weight	27 lbs	118 lbs



Kranzle K1122 TST

A pressure washer uses a high-pressure stream of water to blast away dirt and materials from outdoor surfaces. The high pressure of the water makes it ideal for removing all those stuck on materials from surfaces. The Kranzle K1122 TST pressure washer is designed for all industrial applications. The pump is manufactured from forged brass with hardened stainless-steel pistons.

The Vario Nozzle adjusts the spray from a fan to a pencil jet for a wide variety of cleaning needs.

The Dirt Killer Nozzle rotates a pencil jet spray on an axis creating a radius with tremendous cleaning ability. Quick release stainless steel fittings ensure secure connections between the gun and the lance; the unit has on-board storage for both.

Pump	Brass, Triplex Piston
Pressure	1400 psi
Motor	1.5 Hp. 12 Amps
Volume	2.1 gpm
Max. Temperature	140° F
Pressure Hose	50'
Power Cord	23'
Weight	70 lbs



ACCESSORIES

Get the Most From Your Clean

JANITORIAL CARTS

Choose from various sized janitorial carts from our ultimate compact cleaning system.

With limitless configurations and multiple kit options, you're sure to find a cart that meets your team's needs.

The carts are made from structural foam and stainless steel using environmentally sustainable ReFlo Technology. Since they are compact, they discreetly foldaway.

For our complete cart selection visit the Janitorial Cart page on our website.



HENRY HEPAFLO BAGS

Our superior filtration bags and filters come standard for better indoor air quality.

All vacuums have a 5-year motor warranty when used with our HepaFlo Bags.



GEL BATTERIES

NaceCare uses 100% gelled electrolyte batteries in our battery-operated scrubbers (with the exception of the NX scrubbers).

They're totally maintenance-free with no terminal corrosion ever. There is no risk of acid spilling due to improper maintenance or handling and no emergency spill kit is needed. With the self-diagnostic onboard charging system, they can be charged anywhere and are completely explosion-proof, making them the safest battery available anywhere.

- Safest, most dependable batteries on the market
- Longest-life batteries on the market
- Emit 1/40 of the hydrogen gas of wet lead acid batteries
- Spill-proof and can be charged anywhere
- Economically and environmentally safer to use



300NX BATTERY – ONE FITS ALL

The 300NX battery powers the entire NX family of products. It is made for the long haul, the NX300 won't let you down.

Engineered and tested for longevity in commercial environments, it delivers over 2500 charge cycles (10 years of daily use).

The 300NX recharges to 80% in just one hour and is ready to go for every product in the NX300 range.

With the 300NX you get the convenience, safety and power of the NX Battery plus reduced costs and lower maintenance by utilizing a single battery and charger system.




INDEX

ABOUT US.....	1
NX300 CORDLESS RANGE OF PRODUCTS.....	2-3
VACUUMS	
CANISTER VACUUMS	
ELECTRIC: PPR 240 Henry / PPR 380 / PPR 390 / PSP 180 James / PSP 240 / PSP 380.....	7-8
BATTERY: NBV 240NX / NBV 290NX	9
BACKPACK VACUUMS	
ELECTRIC: RSV 150 / RSV 150H	11
BATTERY: RBV 150NX / RBV 150NXH	11
WET/DRY VACUUMS: CVC 370 / CV 570 / WV 900 / WV 1800	13-14
INDUSTRIAL VACUUMS: NVR 170H / TradeLine TEL 390 / NDD 900 / NDD 900H	16-17
CERTIFICATIONS & PERFORMANCE.....	18
WARRANTY.....	19
FLOOR CARE	
ULTRA-COMPACT/COMPACT SCRUBBERS: NUC 244NX / 516NX.....	23
WALK-BEHIND SCRUBBERS: TT 516 / TT 1120 / TGB 817 / HGB 817 / TGB 1120 / TGB 1620 / TGB 1620T / TGB 2228	25-27
RIDE-ON SCRUBBERS: TTV 678 / TGB 2128.....	29
NU-ASSIST MAINTENANCE APP	30-31
FLOOR CLEANERS: NA 20 / NA 20DS / NA 1520.....	33
MULTI-FLOOR CLEANERS: DP 380 / DP 420	35
CARPET RESTORATIVE CARE	
CARPET MAINTENANCE OVERVIEW	38-39
INTERIM/RESTORATIVE EXTRACTORS: AVB 9X / AV 12QX / AVB 12QX / AV 18AX / AV 18SX.....	40-41
SPOTTING EXTRACTORS: GVE 370 George / AV 4X / TP 4X	42
RESTORATIVE EXTRACTORS: TP 8X / TP 18SX.....	43
MORE CLEANING SOLUTIONS	
STEAMERS: JS1600C Power Steamer.....	46
SWEEPERS: Kranzle C 800 Push Sweeper.....	46
DISINFECTANT MISTERS: TP 4XB Mister	47
PRESSURE WASHERS: Kranzle K1122 TST.....	47
ACCESSORIES	
Janitorial Carts, Henry HepaFlo Bags, Gel Batteries, NX300 Batteries	48-49

By partnering with NaceCare, we will help you achieve a cleaner space by choosing the proper cleaning equipment that ultimately will save your team time, labor, and energy costs.

CONTACT YOUR LOCAL NACECARE SOLUTIONS REPRESENTATIVE NOW!





NACECARE™
SOLUTIONS

www.nacecare.com

✉ sales@nacecare.com

☎ (800) 387 3210

415 Annagem Blvd., Mississauga, Ontario, Canada L5T 3A7

